






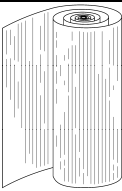
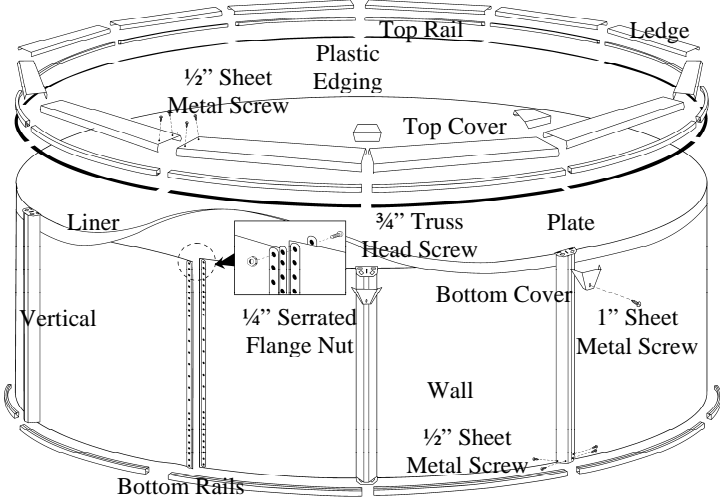

















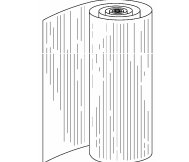


ITEM	DESCRIPTION	PART #	8'	12'	15'	18'	21'	24'	27'	30'	33'	
<i>Pool Hardware</i>												
	1/4" Stainless S. Cage Nut	460170	9	10	10	12	14	16	18	20	22	
	#12x1/2" SS Sheet Metal Screw	460218	144	160	160	192	224	256	288	320	352	
	3/4" Screw For Top Cover	460118	9	10	10	12	14	16	18	20	22	
Carton # 4 - Verticals												
	51 5/8" Gray Krystal Vertical	241766	9	10	10	12	14	16	18	20	22	
Carton # 5 - Ledges												
	35 3/8" Gray Krystal Ledge	242006	7									
	44 1/4" Gray Krystal Ledge	242010	-	7	-	-	-	-	-	-	-	
	55 5/8" Gray Krystal Ledge	242012	-	-	7	9	11	13	15	17	19	
	35 3/8" Gray Krystal w/"DO NOT DIVE" Label	242006BL	1	-	-	-	-	-	-	-	-	
	44 1/4" Gray Krystal w/"DO NOT DIVE" Label	242010BL	-	1	-	-	-	-	-	-	-	
	55 5/8" Gray Krystal w/"DO NOT DIVE" Label	242012BL	-	-	1	1	1	1	1	1	1	
	35 3/8" Gray Krystal w/"DO NOT DIVE" Label	242006SL	2	-	-	-	-	-	-	-	-	
	44 1/4" Gray Krystal w/"DO NOT DIVE" Label	242010SL	2	2	-	-	-	-	-	-	-	
	55 5/8" Gray Krystal w/"DO NOT DIVE" Label	242012SL	-	-	2	2	2	2	2	2	2	
Carton # 6												
	33"x52" Gray Sawgrass	121457	-	-	-	-	-	-	-	-	1	
	<i>Wall Hardware</i>											
		3/8"- 16 X 3/4" Bolt	460222	-	-	-	-	-	-	-	-	23
		3/8"x1-7/8" Washer	460223	-	-	-	-	-	-	-	-	46
		3/8-16" Nut	460217	-	-	-	-	-	-	-	-	23
<p>Warning! Pools are not designed for Diving or Jumping! Diving or Jumping into an Above Ground Pool may result in Death or Serious Permanent Injury!</p>												
 <p>DANGER NO DIVING • SHALLOW WATER DIVING MAY CAUSE DEATH OR PERMANENT INJURY <small>DO NOT OFFICE COVER, OR PART OVER THIS SIDE</small></p>												



ITEM	DESCRIPTION	PART #	18 x 12	24 x 12	24 x 15	30 x 15	33 x 18	45 x 18
Carton 1								
	18'x12' Gray Saw Grass Wall	121458	1	-	-	-	-	-
	24'x12' Gray Saw Grass Wall	121459	-	1	-	-	-	-
	24'x15' Gray Saw Grass Wall	121460	-	-	1	-	-	-
	30'x15' Gray Saw Grass Wall	121461	-	-	-	1	-	-
	33'x18' Gray Saw Grass Wall	121462	-	-	-	-	1	-
	45'x18' Gray Saw Grass Wall	121463	-	-	-	-	-	1
Wall Hardware								
	3/8"-16x3/4" Truss Head Screw	460222	23	23	23	23	23	23
	3/8"x1-7/8" Washer	460223	46	46	46	46	46	46
	3/8"-16 Serrated Flange Nut	460217	23	23	23	23	23	23
Carton 2								
	Liner (Not Supplied by Manufacture)	999999	1	1	1	1	1	1
Carton 3								
	Gray Wrap Top Cover	361269	14	16	16	18	20	26
	Gray Wrap Outside Cover	361266	10	10	10	10	12	12
	Gray Wrap Foot Cover	361267	10	10	10	10	12	12
	Gray Wrap Buttress Cover	361268	4	6	6	8	8	14
	Gray Splash Insert	361270	24	26	26	28	32	38
	Gray Splash Holder	361271	4	6	6	8	8	14
	Buttress Top Plate	230460	4	6	6	8	8	14
	Buttress Brace Bracket	230335	8	12	12	16	16	28
	Top & Bottom Plate	230458	20	20	20	20	24	24
	31 1/4" Painted Rail	241842	-	-	8	-	-	-
	31 1/2" Painted Rail	241967	8	-	-	-	-	-
	43" Painted Rail	240838	16	16	-	-	-	-
	43 5/16" Painted Rail	241841	-	-	-	8	8	8
	43 1/2" Painted Rail	241973	-	8	-	-	-	-
	45 1/2" Painted Rail	241840	4	8	8	12	12	24
	54 5/16" Painted Rail	240834	-	-	16	16	20	20
	Plastic Edging	350008	16	20	21	25	28	36
	30 Year Limited Warranty	420446	1	1	1	1	1	1
	Instructions	420869	1	1	1	1	1	1
	Do Not Dive Label	490021	4	4	4	4	4	4
	Packing List	420883	1	1	1	1	1	1
	1/4" Stainless Steel Cage Nut	460170	14	16	16	18	20	26
	# 12 X 1/2" S.S. Metal Screw	460218	192	208	208	224	256	304
	# 10 X 1" S.S. Metal Screw	460169	4	6	6	8	8	14
	3/4" Screw for Top Cover	460118	14	16	16	18	20	26
Support and Strap Hardware								
	1/4" X 2 3/4" S.S. Truss Head Bolt	460173	16	24	24	32	32	56
	1/4" S.S. Nut	460172	16	24	24	32	32	56
	5/16" X 3" Hex Head Bolt	460150	4	6	6	8	8	14
	5/16" X 3/4" Hex Head Bolt	460033	8	12	12	16	16	28
	5/16" X 1/2" Hex Head Bolt	460151	24	36	48	64	80	140
	5/16" Nut	460174	36	54	66	88	104	182
	5/16" Washer	460175	16	24	24	32	32	56

WARNING! POOLS ARE NOT DESIGNED FOR DIVING OR JUMPING!**Diving or jumping into an above ground pool may result in DEATH or serious PERMANENT injury!**

ITEM	DESCRIPTION	PART #	18 x 12	24 x 12	24 x 15	30 x 15	33 x 18	45 x 18
Carton 4								
	51 5/8" Gray Vertical	241766	10	10	10	10	12	12
Carton 5								
	33 3/8" Gray Ledge	242005	4	-	4	-	-	-
	44 1/4" Gray Ledge	242010	5	5	-	-	-	-
	45 3/8" Gray Ledge	242011	-	4	-	4	4	4
	47 1/2" Gray Ledge	242015	-	2	2	4	4	4
	55 5/8" Gray Ledge	242012	-	-	5	5	7	7
	44 1/4" Gray Ledge w/ Do Not Dive Label	242020BL	1	1	-	-	-	-
	47 1/2" Gray Ledge w/ Do Not Dive Label	242015BL	1	1	1	1	1	1
	55 5/8" Gray Ledge w/ Do Not Dive Label	242012BL	-	-	1	1	1	1
	44 1/4" Gray Ledge w/ Do Not Dive Label	242010SL	2	2	-	-	-	-
	47 1/2" Gray Ledge w/ Do Not Dive Label	242015SL	1	1	1	1	1	1
	55 5/8" Gray Ledge w/ Do Not Dive Label	242012SL	-	-	2	2	2	2
Carton 6								
	Buttress Bottom Plate	230338	4	6	6	8	8	8
	Hold down Sheet	230463	-	2	2	4	4	4
	Right Hold Down Sheet	230464	2	2	2	2	2	2
	Left Hold Down Sheet	230465	2	2	2	2	2	2
	Gray Buttress Post	241638	4	6	6	8	8	8
	Gray Buttress Brace	241526	4	6	6	8	8	8
	Inside Internal Upright	241984	-	2	2	4	4	4
	Outside Internal Upright	241985	4	4	4	4	4	4
Carton 7								
	Bottom Strap	180046	4	6	6	8	8	14
	Bottom Strap Extension 15-18	180044	-	-	3	4	8	14
Carton 8								
	47 1/2" Dune Fiesta Ledge	241777	-	-	-	-	-	6
Carton 9								
	Buttress Bottom Plate	230338	-	-	-	-	-	6
	Hold down Sheet	230463	-	-	-	-	-	6
	Dune Fiesta Buttress Post	241628	-	-	-	-	-	6
	Dune Fiesta Buttress Brace	241526	-	-	-	-	-	6
	Inside Internal Upright	241984	-	-	-	-	-	6
Carton 10								
	45'x18' Gray Saw Grass Wall	121463	-	-	-	-	-	1



NO DIVING • SHALLOW WATER
 DIVING MAY CAUSE DEATH OR PERMANENT INJURY



DO NOT DEFACE, COVER, OR PAINT OVER THIS SIGN

110006

WARNING! POOLS ARE NOT DESIGNED FOR DIVING OR JUMPING!
 Diving or jumping into an above ground pool may result in DEATH or serious PERMANENT injury!