

The vinyl works

(518) 786-1200 • Fax (518) 786-1476

Orders can be e-mailed to
LinerOrder@TheVinylWorks.com

- ☐ QUOTE ☐ ORDER
☐ REPLACEMENT ☐ NEW POOL

DATE: _____ PO#: _____

JOB NAME: _____

ORDERED BY

COMPANY: _____

CONTACT: _____

ADDRESS: _____

CITY/STATE: _____ ZIP: _____

PHONE: _____ FAX: _____

E-MAIL: _____

SHIP TO

NAME: _____

ADDRESS: _____

CITY/STATE: _____ ZIP: _____

PHONE: _____ FAX: _____

SHIP VIA: _____

Special Instructions: _____

POOL SIZE: _____ ft. _____ in. x _____ ft. _____ in.

SHAPE: _____

IMPERIAL DRAWING FILE #: _____

WALL PATTERN: _____ Mil: _____

FLOOR PATTERN: _____ Mil: _____

****If mil is not specified, Standard mil will apply****

LINER ATTACHMENT TO WALL:

- ☐ Beaded ☐ Multibead ☐ Yes (Fill in S¹ and S²)
☐ Overlap ☐ Other _____ ☐ No

☐ AG Material ☐ IG Material ☐ Provide Drawing for Approval

☐ Detailed Pool Drawing with Specs Included

SAFETY LEDGE:

- ☐ Yes (Fill in S¹ and S²)
☐ No

FOR OFFICE USE ONLY

DLR: _____

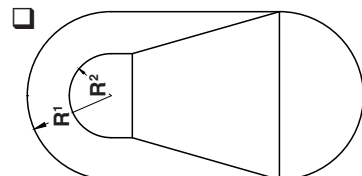
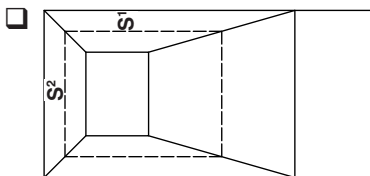
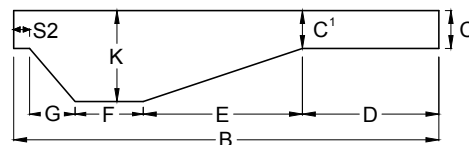
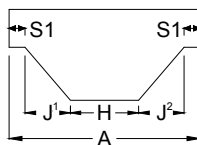
ORDER #: _____

PRODUCTION #: _____

DATE: _____

PLEASE CHECK APPROPRIATE LINER SHAPE:

Note: Width (A) view is standing at shallow end, facing deep end.



PLEASE USE APPROPRIATE ORDER FORM FOR THE FOLLOWING SHAPES:

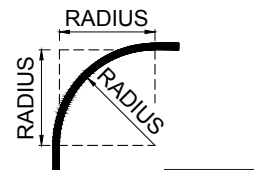
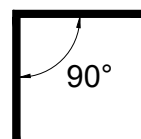
- ☐ Decagon ☐ Jewel ☐ Rectangle True L
☐ Freeform ☐ Keyhole ☐ Rectangle Lazy L
☐ Grecian ☐ Kidney ☐ Roman End
☐ Grecian Lazy L ☐ Octagon

CORNER TYPE

☐ Square

☐ Diagonal

☐ Radius



Please double check that:

J + H + J = A _____
D + E + F + G = B _____
STAIR RISERS = C _____

DIMENSIONS:

A: _____ ft _____ in
B: _____ ft _____ in
C: _____ ft _____ in
C¹: _____ ft _____ in
D: _____ ft _____ in
E: _____ ft _____ in
F: _____ ft _____ in
G: _____ ft _____ in
H: _____ ft _____ in
J¹: _____ ft _____ in
J²: _____ ft _____ in
K: _____ ft _____ in
S¹: _____ ft _____ in
S²: _____ ft _____ in
R¹: _____ ft _____ in
R²: _____ ft _____ in

PLASTIC STAIRS

☐ Radius ☐ Straight ☐ No Stair

Size: _____

Wall Seam Loc.: _____

STEEL STAIRS (Send drawing)

☐ Radius ☐ Straight

Mfg.: _____

Size: _____ Year: _____

Corner: ☐ 90° ☐ 6" Radius

Position:

- ☐ CSE ☐ 4-CRN-L
☐ 3-CRN-L ☐ 4-CRN-R
☐ 3-CRN-R
☐ OTHER (Send drawing)

Color: _____

☐ Rod Loop ☐ Bead ☐ None

CUDDLE COVE (Send drawing)

Size/Position: _____

Color: _____

☐ Rod Loop ☐ Bead ☐ None

The prompt production and delivery of your liner will depend on the accuracy and completeness of this request. No custom liner will be started unless all information is complete. ONLY COMPLETE AND LEGIBLE ORDERS WILL BE PROCESSED! A Vinyl Works order form must be used to be eligible for Liner Guard approved reimbursement.

I hereby authorize Vinyl Works, Inc. to produce, as a special order, a vinyl liner for an inground pool in accordance with the design provided and acknowledge that Vinyl Works, Inc. has not participated in either the design or specifications of this liner and accept full responsibility for the same. I further agree not to hold Vinyl Works, Inc. liable. I will pay in full for any and all claims and expenses that may arise out of the design or use of said special liner.

SIGNED: _____



Vinyl Works, Inc. • 33 Wade Road • Latham, NY 12110
VINYL WORKS LINERS ARE FOR RESIDENTIAL USE ONLY. 25138 2/19